

Dalton[®]

I.D. SYSTEMS

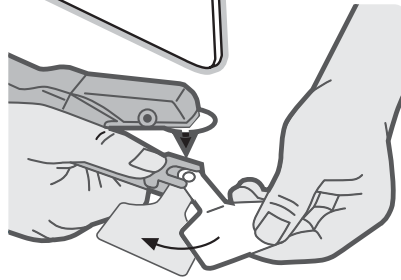
www.daltonid.com

Suretag[®]



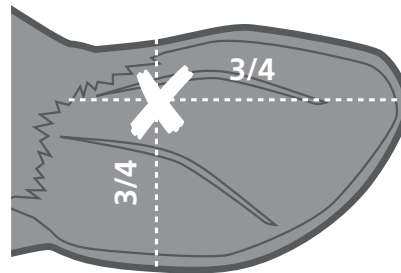
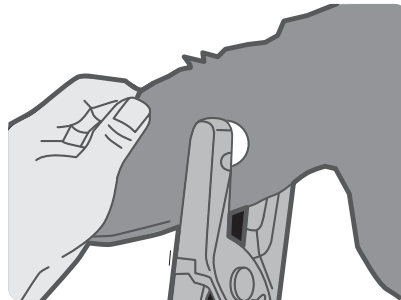
Step one: LOADING APPLICATOR

1. Depress the applicator jaw tab and insert the female tag.
2. Insert the male tag onto the needle firmly.
3. Turn Flag Tags to 90° before application.



Step two: APPLICATION

4. Ensure the animal is suitably restrained. Locate a point in the middle of the ear between major veins and cartilage, slightly off center towards the head.
5. Hold the ear with your thumb close to the insertion point. With the male tag positioned to enter the back (outside) of the ear by your thumb, apply a firm squeezing pressure, tag has locked in, release and pull applicator away.

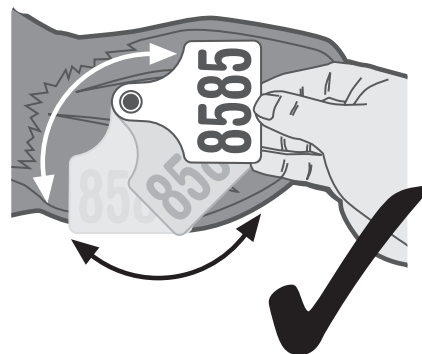


It is then essential to rotate the tag to allow any flesh that may be caught between the male pin and the female hole to drop out.

The tag must be free fitting therefore avoiding any chance of infection or necrosis.

Ensure that your applicator is not damaged and is in good working order.

It is an important precision tool, treat it with care.



INSTRUCTIONS

Successful identification is achieved by paying careful attention to where and how an eartag is applied. With due care, retention rates can be increased considerably. While all eartags are placed at risk every day by fencing and other obstacles, Suretags[®] do depend heavily upon their location in the ear.

In general use the tag is placed on the inside of the ear and is protected from snagging or catching by the natural curve of the ear. Suretag[®] should be applied according to the pictures shown.

Identification can be achieved with a minimum of fuss and is virtually bloodless. Long term identification is usually essential and careful attention to detail will ensure that each Suretag[®] has the chance of high retention.

CUSTOMER SERVICE

In the unlikely event that your applicator is damaged, or tags have been damaged in transit, telephone our customer services dept. immediately.

Where we shall do our utmost to solve the problem. Do not proceed with tagging under any circumstances!

**For assistance or a
free Catalogue or samples call;**

+44 (0) 1491 419 000

or email: info@daltonid.com

Dalton I.D. Systems Ltd, Dalton House, Newtown Road
Henley-on-Thames, Oxon. RG9 1HG, United Kingdom